



ಬೃಹತ್ ಬೆಂಗಳೂರು ಮಹಾನಗರ ಪಾಲಿಕೆ
Bruhat Bengaluru Mahanagara Palike



BBMP COVID-19 WAR ROOM 06.11.2022



OVERVIEW OF COVID-19 IN BENGALURU

CASE TRENDS ACTIVE CASES **1,638**

<u>Confirmed Cases</u>	<u>Recovered Cases</u>	<u>Death Cases</u>
52 18,75,057 [#]	0 18,56,429 [#]	0 16,990 [#]

HOSPITALIZATION **3**

<u>ICU – V</u>	<u>ICU</u>	<u>HDU</u>	<u>General</u>
-	1	-	2

INCLUDES GOVT. QUOTA AND PRIVATE WALK-IN HOSPITALIZATION

VACCINATION **1,175** 2,04,79,472[#]

<u>First Dose</u>	<u>Second Dose</u>	<u>Precaution Dose</u>
129 96,77,721 [#]	251 94,79,557 [#]	795 13,22,194 [#]

TRIAGING

MTU

3

ACTIVE CZs

0

MCZs (< 5 cases)

0

TESTING **1,263** 3,19,50,620[#]

<u>Positivity :4.18%</u>	<u>RAT</u>	<u>RTPCR</u>
<small>*FOR LAST 7 DAYS</small>	200	1,063

Tele Triage

40

Clusters (> 5 cases)

0

: indicates cumulative numbers till date



ABSTRACT OF COVID-19 SCENARIO IN BENGALURU

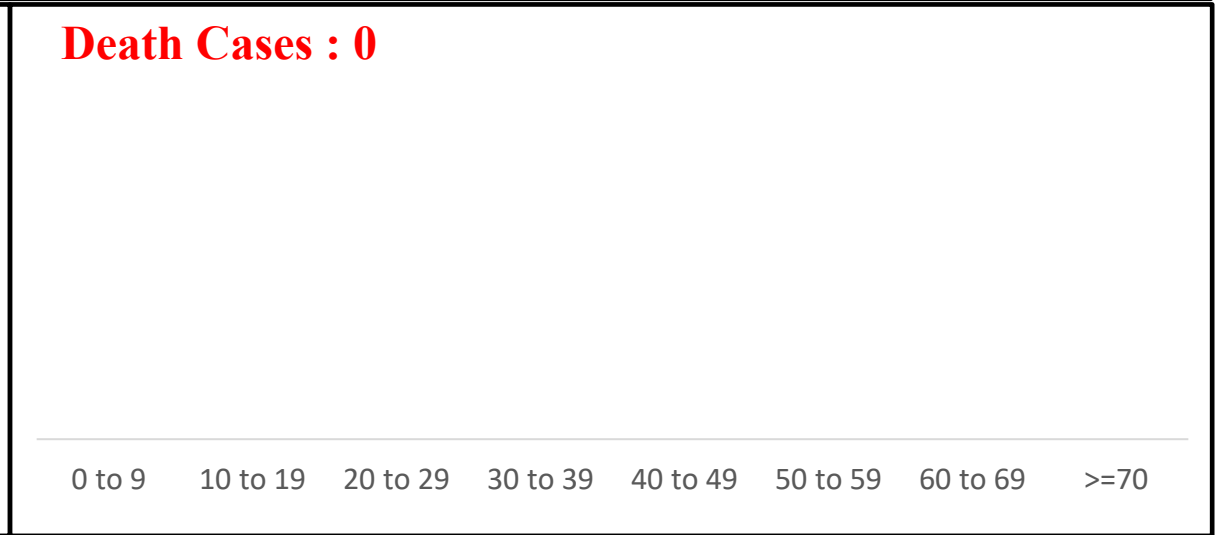

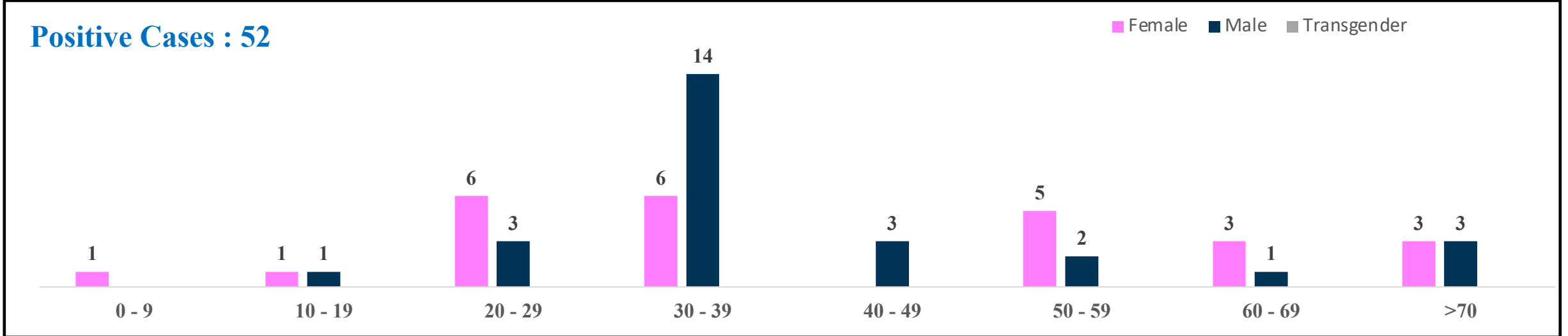


	MALE			FEMALE			TRANSGENDER			TOTAL		
	Last 24 Hours	Last 7 Days	Cumulative	Last 24 Hours	Last 7 Days	Cumulative	Last 24 Hours	Last 7 Days	Cumulative	Last 24 Hours	Last 7 Days	Cumulative
Positive Cases	25	204	11,05,006	27	157	7,69,159	0	0	196	52	361	18,75,057
Recovered Cases	0	341	10,93,073	0	247	7,63,262	0	0	187	0	588	18,56,429
Death Cases	0	0	10,760	0	0	6,226	0	0	4	0	0	16,990
Total Tests Done	In Last 24 hrs. : 1,263			In last 7 days : 10,241			Cumulative : 3,19,50,620					
Vaccine Doses Administered	In Last 24 hrs. : 1,175			In last 7 days : 2,644			Cumulative : 2,04,79,472					
ACTIVE CASES									1,638			

*Covid deaths occurred today : 00 | Covid deaths occurred beyond last 24hrs., reported today : 00



LAST 24 HOURS AGE GROUP AND GENDER WISE DISTRIBUTION

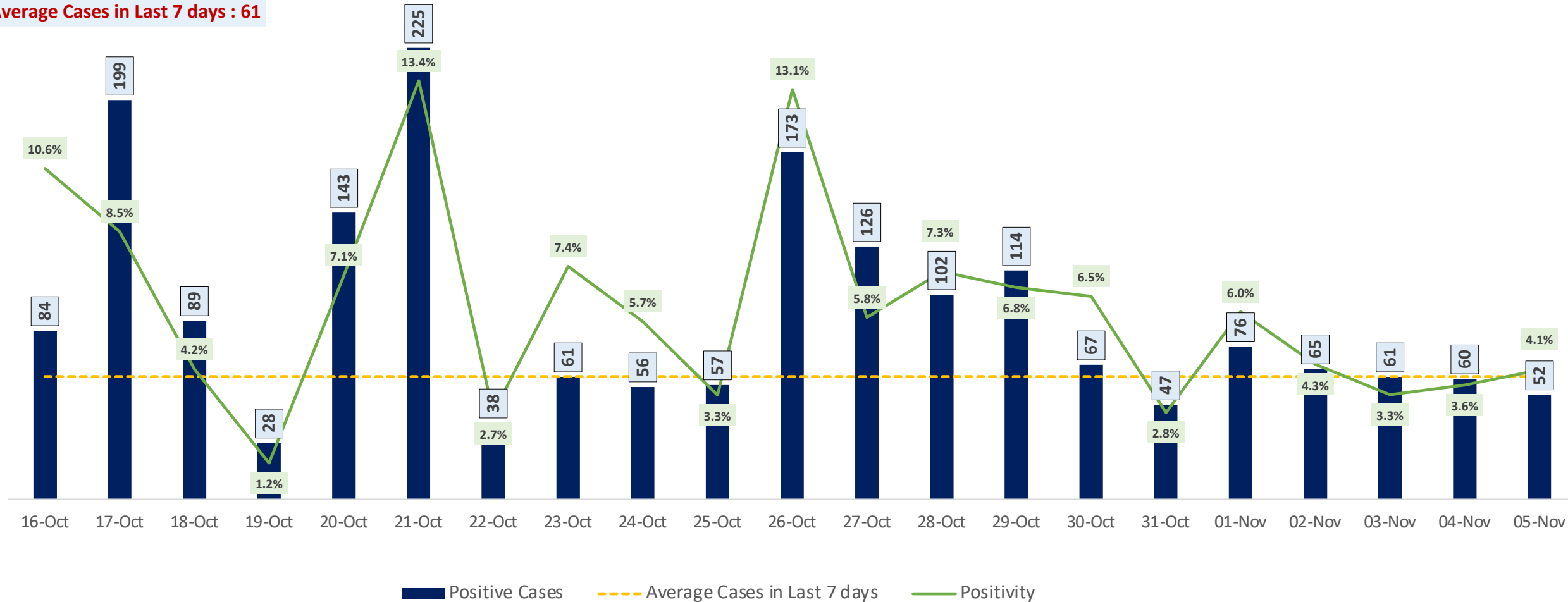




POSITIVITY RATE OF BENGALURU – LAST 21 DAYS



Average Cases in Last 7 days : 61

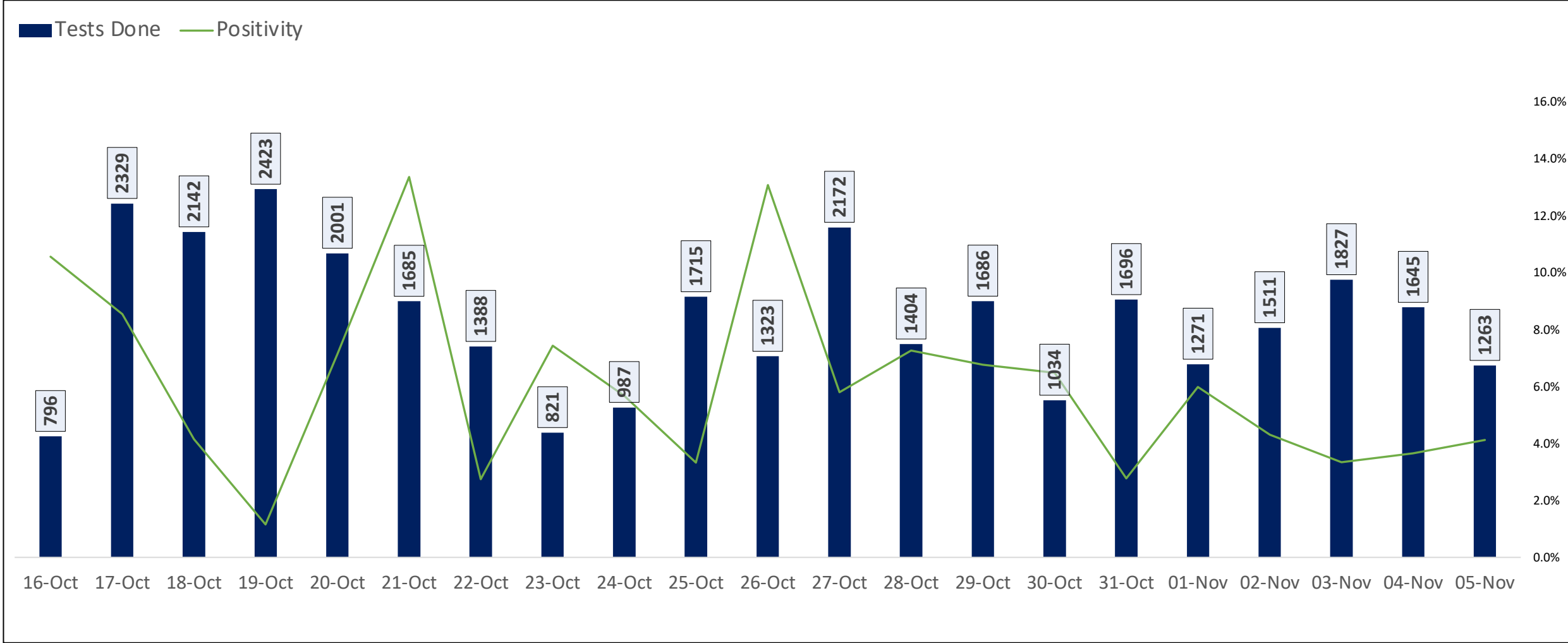




TESTING TRENDS IN BENGALURU

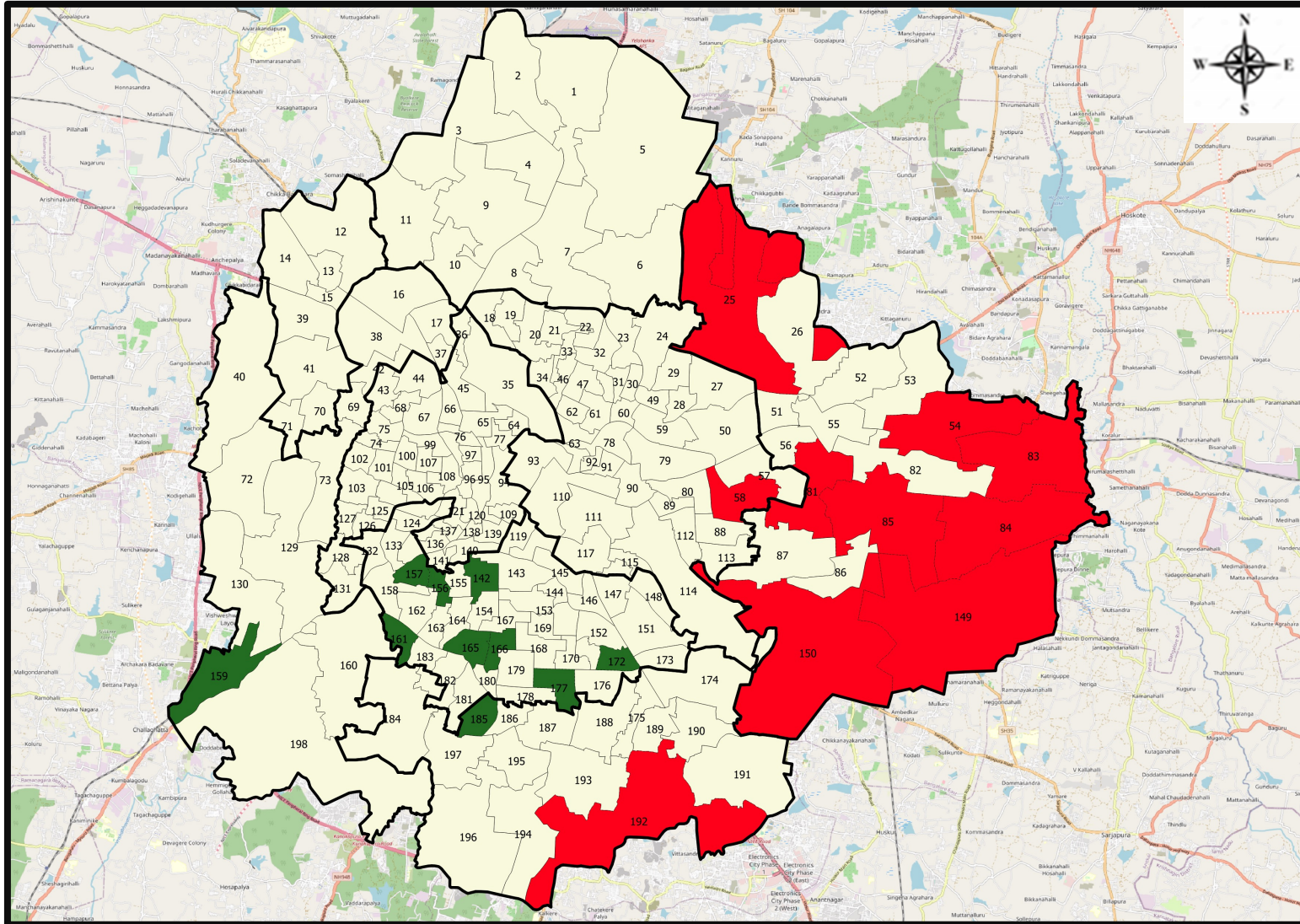


Total Test Conducted Till Date	Test Conducted Last 24 hours	Last 7 Days Average
3,19,50,620	1,263	1,463





BENGALURU URBAN MAP SHOWING TREND OF POSITIVE CASES IN LAST 7 DAYS



Top 10 wards reporting highest number of positive cases in last 10 days

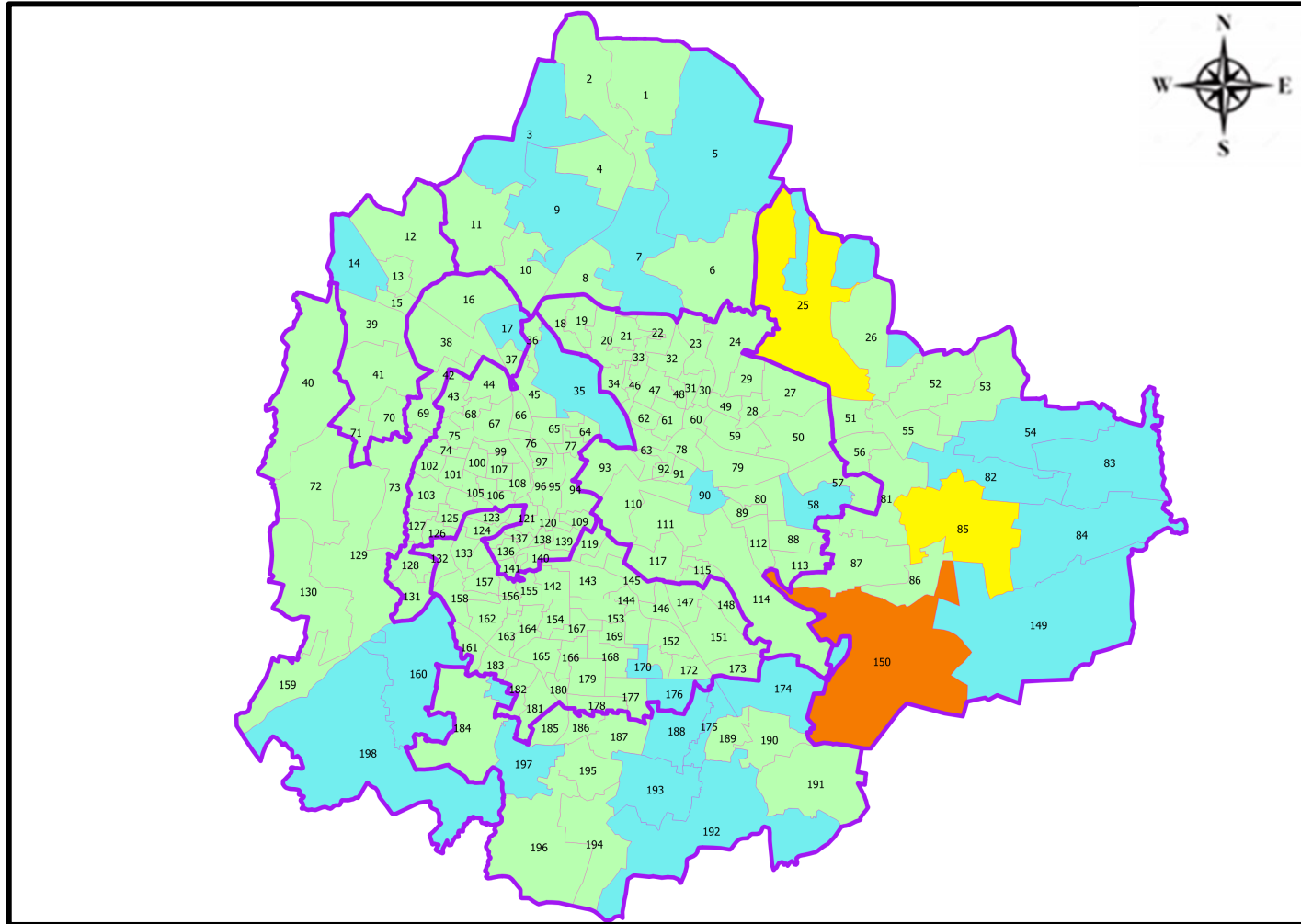
Ward No.	Ward Name	Daily Cases Average
150	Bellanduru	7
85	Dodda Nekkundi	4
25	Horamavu	3
83	Kadugodi	2
84	Hagadur	2
54	Hudi	2
58	New Tippasandra	1
81	Vijnana Nagar	1
149	Varthuru	1
192	Begur	1







Top 10 wards reporting least number of positive cases in last 7 days

Ward No.	Ward Name	Daily Cases Average
185	Yelchenahalli	0
177	J P Nagar	0
172	Madivala	0
166	Karisandra	0
165	Ganesh Mandiara Ward	0
161	Hosakerehalli	0
159	Kengeri	0
157	Gali Anjaneya Temple	0
156	Srinagara	0
142	Sunkenahalli	0



BENGALURU MAP SHOWING INTENSITY OF POSITIVE CASES IN LAST 7 DAYS



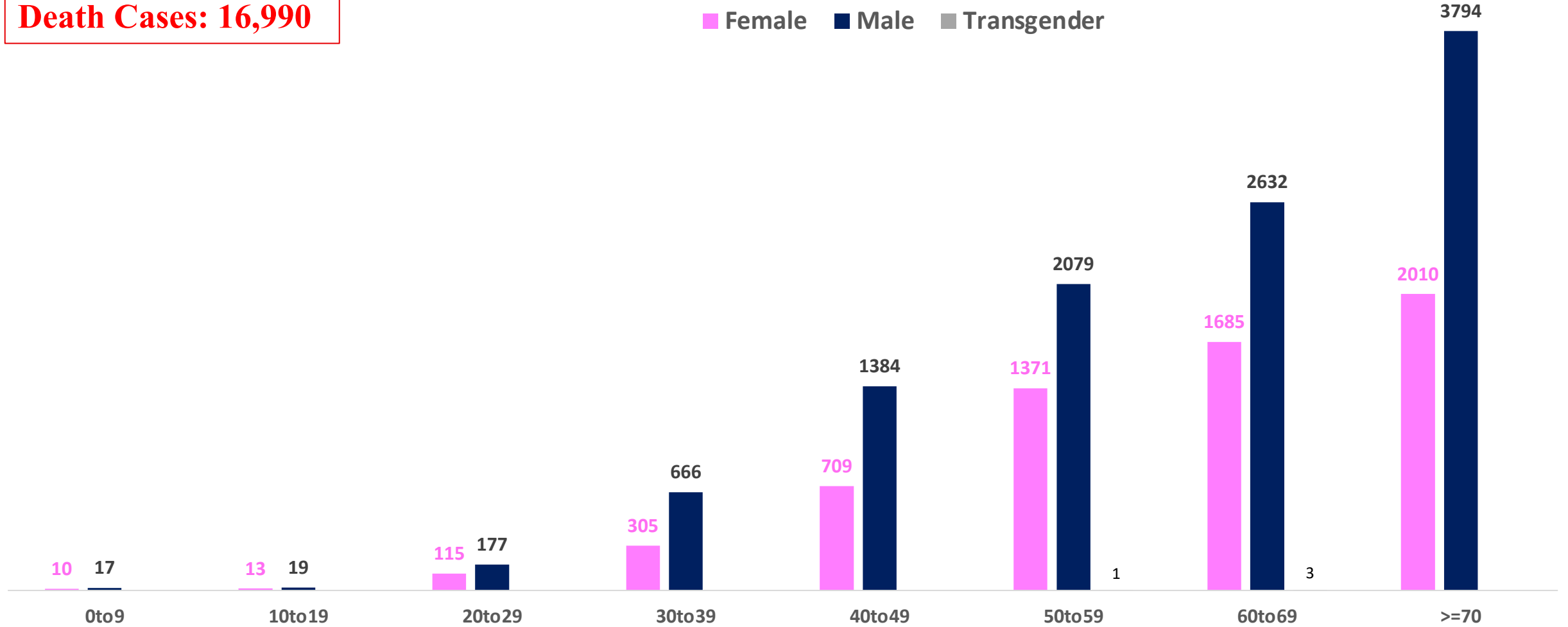
-  **Level 1 : 0 to 3 Cases**
-  **Level 2 : 3 to 10 Cases**
-  **Level 3 : 10 to 20 Cases**
-  **Level 4 : 20 to 50 Cases**
-  **Level 5 : More than 50 Cases**
-  **Zone Boundaries**



AGE AND GENDER WISE DISTRIBUTION OF DEATH CASES



Death Cases: 16,990





COVID-19 SCENARIO IN BENGALURU AND OTHER METROPOLITAN CITIES



CITY NAME	Positive Cases	Active Cases	Recovered	Deceased	Vaccine Doses Administered
New Delhi	20,06,443	293	19,79,639	26,511	3,73,17,328
Bengaluru*	18,75,057	1,638	18,56,429	16,990	2,37,78,980
Mumbai	11,53,354	548	11,33,065	19,741	2,21,34,555
Chennai	7,92,786	267	7,83,449	9,070	1,13,96,462

Source : <https://dashboard.cowin.gov.in/> at 5:00pm (06.11.2022)
Source : <https://www.covid19bharat.org/> at 5:00pm (06.11.2022)

*includes BBMP & Bengaluru Urban



SNAPSHOT OF COVID-19 CASES IN BENGALURU URBAN



**Total Wards With
<= 5 Cases* :
168**

**Tests Conducted
on 05.11.2022:
1,263**

**Recovery
Rate*:
99.01%**

**Total
Active Cases :
1,638**

**Total Vaccinated
on 05.11.2022:
1,175**

**Positivity
Rate* :
4.18%**

**Active
Rate*:
0.09%**

**Case
Fatality Rate* :
0.00%**





*Total positive cases In the past 7 days

*CFR and positivity is for Past 7 days



ಬೃಹತ್ ಬೆಂಗಳೂರು ಮಹಾನಗರ ಪಾಲಿಕೆ
Bruhat Bengaluru Mahanagara Palike



Download BBMP Bulletin	https://apps.bbmpgov.in/covid19/mediabulletin.php
To register for vaccination :	https://selfregistration.cowin.gov.in/
BBMP COVID19 Dashboard:	https://apps.bbmpgov.in/covid19/
Follow us on:	 www.facebook.com/bbmp.comm1/
	 twitter.com/BBMPCOMM
	  BBMPSplHealth

ಬೃಹತ್ ಬೆಂಗಳೂರು ಮಹಾನಗರ ಪಾಲಿಕೆ
Bruhat Bengaluru Mahanagara Palike

PREVENTION of COVID-19



Wash Hands

Use Soap

Avoid Crowd

Wear Mask

Avoid Handshake

Use Disinfectant

@BBMPSplHealth

Issued by:

Honorable Chief Commissioner, BBMP
Special Commissioner Health & IT, BBMP
MD, Bengaluru Smart City Limited

THANK YOU !

